

MULTICLEAR® BOX 2 WALL

MULTICLEAR® BOX 2 WALL is an aesthetically pleasing twin wall extruded multiwall polycarbonate sheet which offers higher light transmission products with lower weight for handling and transportation.

MULTICLEAR® BOX 2 WALL is transparent and translucent with one side UV protected sheet (also available with two side UV protection, except 4-6 mm). Standard colours are clear, opal and bronze. Available in thicknesses of 4, 6, 8 and 10 mm.

Knife cutting operation is used both online and offline to avoid saw dust.

MULTICLEAR® BOX 2 WALL has a 10 year limited warranty against discolouration, loss of impact strength and light transmission due to weathering.

ALSO AVAILABLE:

MULTICLEAR® HAMMER FINISH, MULTICLEAR® SOLAR CONTROL (UV protected), MULTICLEAR® RPC, MULTICLEAR® ULTRA.

EXCELLENT FIRE PERFORMANCE complying requirements to EN 13501-1 (EUROPEAN BUILDING STD). In case of fire, the sheet will melt and allow venting where heat and smoke will be let out and therefore reduce the growth of fire by flame spread.



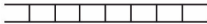


MULTICLEAR® BOX 2 WALL BENEFITS:

- High light transmission
- Excellent bending radius
- One side UV protection as standard
- Light weight - simple handling and installation

APPLICATION AREAS:

Building industry – roofing, cladding, sidewalls, conservatories, domes, skylights, sheds, car ports, smoke vents, swimming pool covers, suspended ceilings, glasshouses, shopping centre roofing, railway/metro station, stadia roofing and partitions. Lighting/package lamp optics and neon signs boxes, pallet shields, protective covers for fragile items. Advertising illuminated signs and advertising panels. Agriculture greenhouses, lorry/tractor ports and farm/barn buildings.

MULTICLEAR® BOX 2 WALL TECHNICAL SPECIFICATIONS

MULTICLEAR® BOX 2 WALL	Thickness mm	Step mm	Weight g/m ²	K-Value W/m ² K	Width mm				UV Side	Colour	
					2100	1250	1200	980		Opal	Bronze
	4	6	800	3,9	<input checked="" type="checkbox"/>	<input type="checkbox"/>	<input type="checkbox"/>	<input type="checkbox"/>	1	<input checked="" type="checkbox"/>	<input checked="" type="checkbox"/>
	6	6	1300	3,5	<input checked="" type="checkbox"/>	<input type="checkbox"/>	<input type="checkbox"/>	<input type="checkbox"/>	1	<input checked="" type="checkbox"/>	<input checked="" type="checkbox"/>
	6	10	1300	3,5	<input checked="" type="checkbox"/>	<input type="checkbox"/>	<input type="checkbox"/>	<input type="checkbox"/>	1(2)	<input checked="" type="checkbox"/>	<input checked="" type="checkbox"/>
	8	10	1500	3,2	<input checked="" type="checkbox"/>	<input checked="" type="checkbox"/>	<input checked="" type="checkbox"/>	<input checked="" type="checkbox"/>	1(2)	<input checked="" type="checkbox"/>	<input checked="" type="checkbox"/>
	10	10	1700	3,0	<input checked="" type="checkbox"/>	<input checked="" type="checkbox"/>	<input checked="" type="checkbox"/>	<input checked="" type="checkbox"/>	1(2)	<input checked="" type="checkbox"/>	<input checked="" type="checkbox"/>

Property	Value	Unit	Standard
Physical properties			
Density	1,2	g/cm ³	ISO 1183
Refractive index (20 °C)	1,586		ISO 489
Moisture absorption 24 hours, 23 °C, 50% RH	0,15	%	
Mechanical properties			
Tensile strength at yield (at break)	63 (70)	N/mm ²	ISO 527
Elongation at yield (at break)	6 (110)	%	ISO 527
Elastic modulus	2300	N/mm ²	ISO 527
Flexural modulus	2300	N/mm ²	ISO 178
Charpy unnotched impact strength +23 °C	NB	kJ/m ²	ISO 179/2D
Charpy unnotched impact strength -40 °C	NB	kJ/m ²	ISO 179/2D
Izod notched impact strength +23 °C	65	kJ/m ²	ISO 180/1A
Izod notched impact strength -30 °C	10	kJ/m ²	ISO 180/1A
Rockwell hardness	M70		ISO 2039-2
Thermal properties			
Linear coefficient of thermal expansion (23-80 °C)	0,7	10 ⁻⁴ x K ⁻¹	
Heat deflection temperature, HDT A (1,80 N/mm ²)	132	°C	ISO 75
Heat deflection temperature, HDT B (0,45 N/mm ²)	142	°C	ISO 75
Vicat temperature VST/B 120	149	°C	ISO 306
Vicat temperature VST/B 50	148	°C	ISO 306
Specific heat capacity, Cp	1,17	kJ/kg.K	
Thermal conductivity	0,21	W/m.K	DIN 52612

Properties reported here are typical values. Arla Plast makes no representation that the material in any particular shipment will conform exactly to the values given. The above information is based upon experience and given in good faith. Due to many factors which are outside our knowledge and control, no warranty is given or is to be implied with respect to such information. Detailed product specification and technical manual/information is available on request.